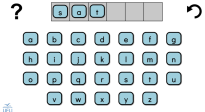






# Weekly Reading and Spelling Home Practice Guide

This school year, your child's teacher will be using the UFLI Foundations program for reading and spelling instruction. Your child will be learning **new concepts** (sounds and letter patterns) to build their skills in **reading and spelling words**. The UFLI Foundations program includes Home Practice sheets to help families support their child's learning at home. This is a guide for how to use these UFLI Foundations Home Practice sheets.

<p><b>New Concept and Sample Words</b></p> <p><b>sh</b></p> <p>shop shin dish lash crush</p>	<p>The Home Practice sheet will have the new concept listed at the top with a list of <b>sample words</b> for each concept. Instead of having your child memorize these words, use them to help your child practice applying what they have learned about letters and sounds. To <b>read words</b>, your child should say the sound for each letter or letter combination (d-i-sh) and then blend the sounds to read the word (dish). To <b>spell words</b>, your child should break the word into sounds and write the letter or letter combination for each sound.</p>
<p><b>Word Work Chains</b></p> <p>1. shin → ship → shop → shot 2. rash → dash → dish → wish</p> <p><b>Sample Word Work Chain Script</b></p> <p>shin → ship → shop → shot</p> <p>1. Make the word <b>shin</b>. [spelling] 2. Change the <b>n</b> to <b>p</b>. What word is this? [reading] 3. Change <b>ship</b> to <b>shop</b>. [spelling] 4. Change the <b>p</b> to <b>t</b>. What word is this? [reading]</p>	<p>When children practice building and changing words using <b>word work chains</b>, they are strengthening their reading and spelling skills.</p> <p>You can guide your child's practice by asking them to spell or read a new word. The Sample Word Work Chain Script shows how to alternate reading and spelling practice.</p> <p><i>Resources for Word Work:</i></p> <div> <div> <p><b>Beginner Word Work Mat</b></p> <p><a href="http://bit.ly/WordWorkMat1">bit.ly/WordWorkMat1</a></p>  </div> <div> <p><b>Intermediate Word Work Mat</b></p> <p><a href="http://bit.ly/WordWorkMat2">bit.ly/WordWorkMat2</a></p>  </div> <div> <p><b>Paper Letter Tiles</b></p>  </div> </div>
<p><b>New Irregular Words</b></p> <p>said, we*</p> <p>♥ ♥</p>	<p>Your child will also learn to <b>read and spell irregular words</b>. These words have a tricky part, and that part needs to be learned "by heart." The rest of the word can be sounded out. An asterisk* next to a word indicates that the word is temporarily irregular. This just means your child hasn't yet learned all the letter-sound connections in the word.</p>
<p><b>Sentences</b></p> <p>1. We go to the shop. 2. She said to pick up the trash.</p>	<p>It is important for children to have opportunities to practice applying new letter-sound connections in connected text (sentences and books). Have your child practice both <b>reading and spelling the sentences</b> provided.</p>